



В шаге. В клике. По звонку.

🕒 24/7

🌐 mvideo.ru

☎ +7 495 777 777 5

Omni-Channel Strategy in the Russian Consumer Electronic Retail

9m and Q3 2015 Investor and Analyst Presentation



нам не всё равно 20 лет

Content and liability disclaimer

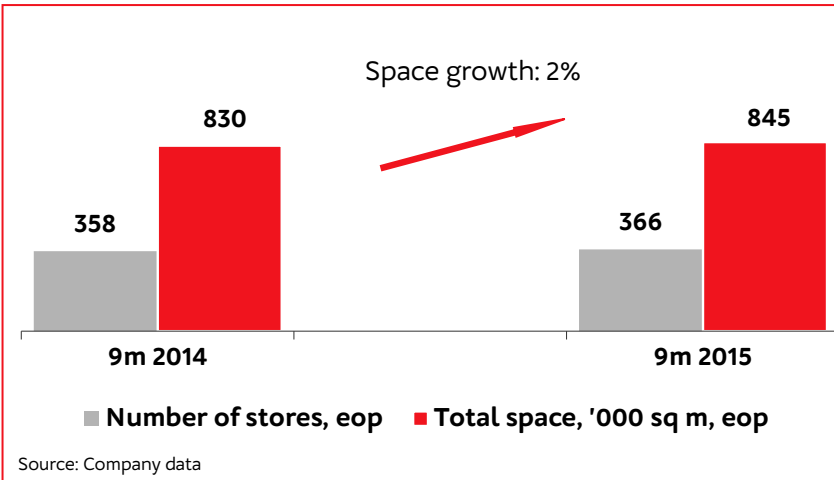
The information contained in this presentation or enclosed herewith is provided and intended for informational purposes only and should not be relied on for any investment decisions. The information provided in the presentation includes assumptions and financial information on M.Video operations and expectations which are "indicative". Specifically, some of the 2008-2015 information presented is taken from the M.Video Group management information system and as such may be unaudited and may include accruals and estimates. Except for numbers which can be traced to the audited Consolidated Financial statements for the years ended 31 December 2007-2014 the numbers may not have been subjected to any audit testing nor have the IFRS policies necessarily been applied to these numbers/calculations. All M.Video Group companies' information provided in this presentation is provided on an "as is" basis. M.Video believes and has done everything within its power to ensure the information is not misleading, nevertheless M.Video does not take any responsibility for the accuracy or completeness of the information. Likewise, for the forward looking information provided, these are based upon the M.Video Group management high level, longer term views and not on detailed budgeting or forecasting principles. The addressees of the presentation should not take these numbers as the true and accurate numbers and as such not disseminate, or refer to these numbers for any purpose other than for the purpose they were given, namely for informational purpose. A person who uses the information contained in this presentation does so at his/her own risk.

9m and Q3 2015 trading update summary

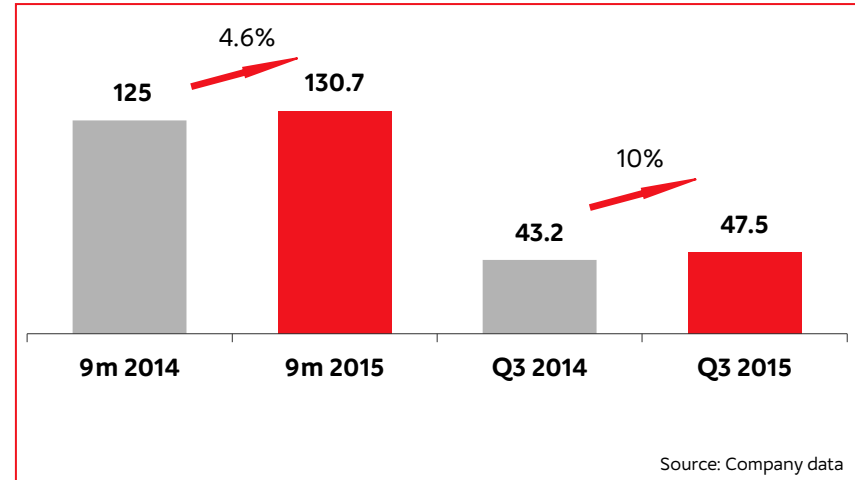
- Q3 2015 sales grew by 10% and reached 47.5 billion RUB (with VAT). LfL sales grew by 3.6%.
- 9m 2015 sales amounted to 130.7 billion RUB* (with VAT) and grew by 4.6% y-o-y. 9m 2015 LFL sales amounted (4%).
- 9m 2015 online based sales grew by 36% to 13.4 billion RUB (with VAT).
- 7 new stores added, 9 stores closed in 9m 2015; network has 366 stores in 158 cities.

* As adjusted for 2,941 million RUB (2,492 without VAT) of revenue for goods prepaid in 2014 but delivered to customers in 2015.

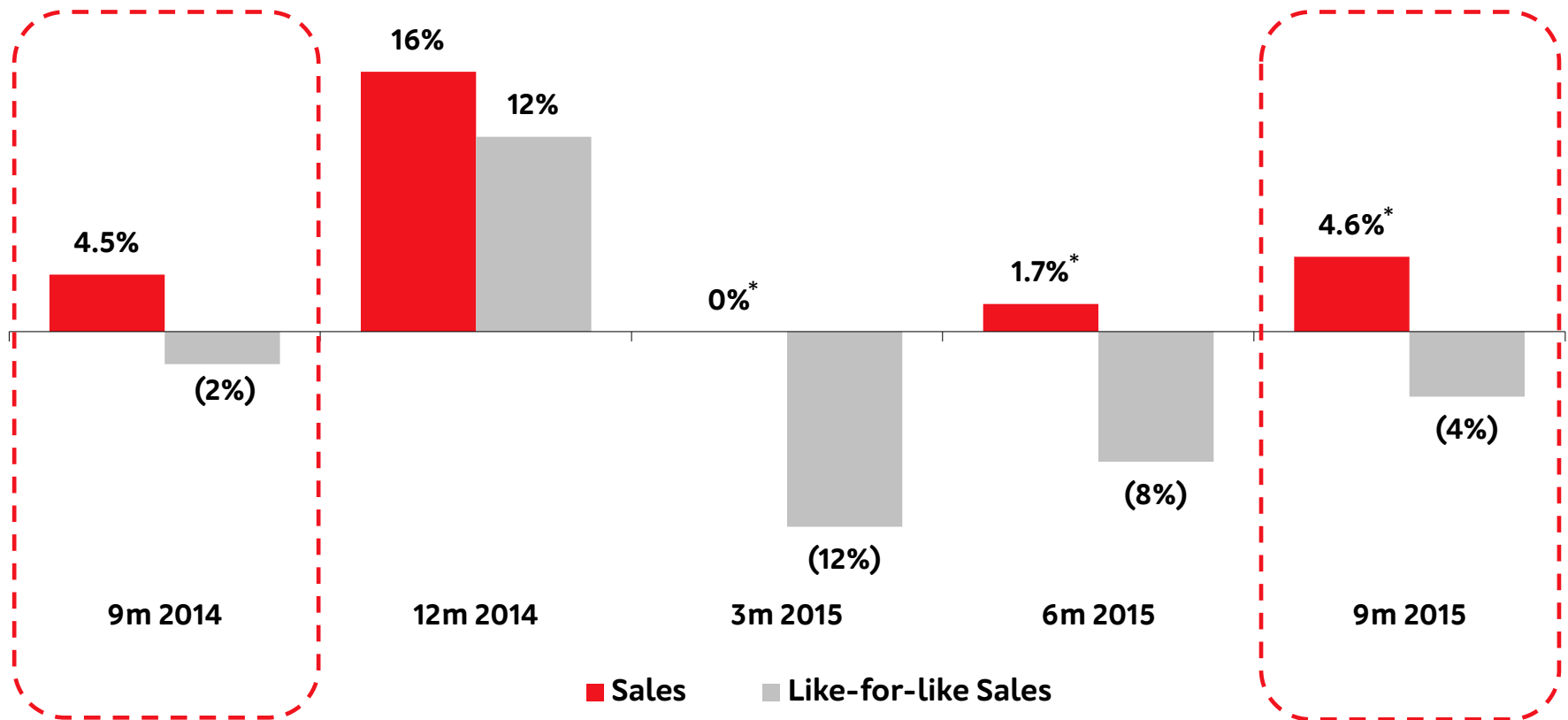
9m 2015 # of stores and total space dynamics



9m and Q3 2015 sales dynamics, y-o-y



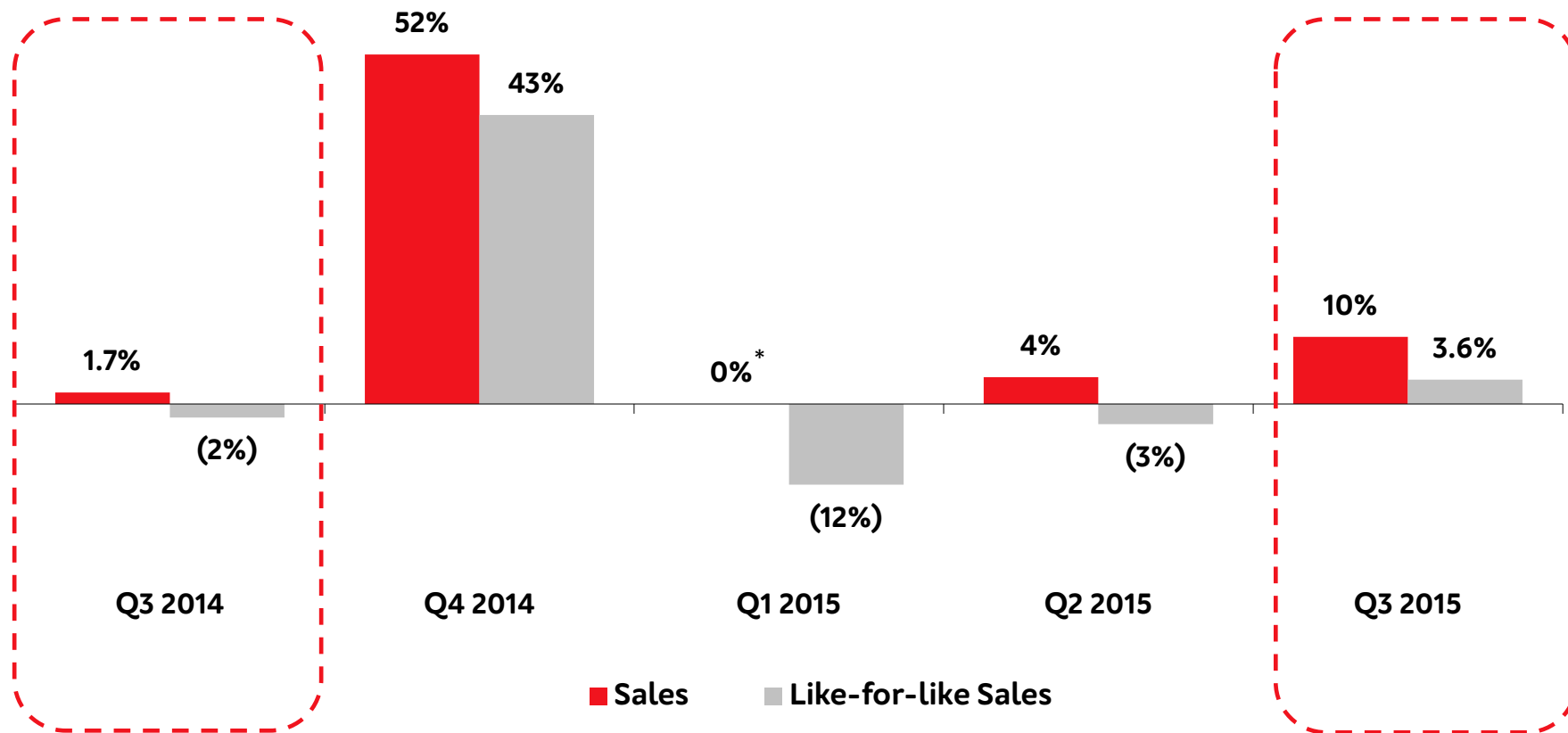
9m 2014 – 9m 2015 YTD sales/LfL sales dynamics



* As adjusted for additional revenue for goods prepaid in 2014 but delivered to customers in 2015.

Source: Company data

Q3 2014 – Q3 2015 quarterly sales/LfL sales dynamics

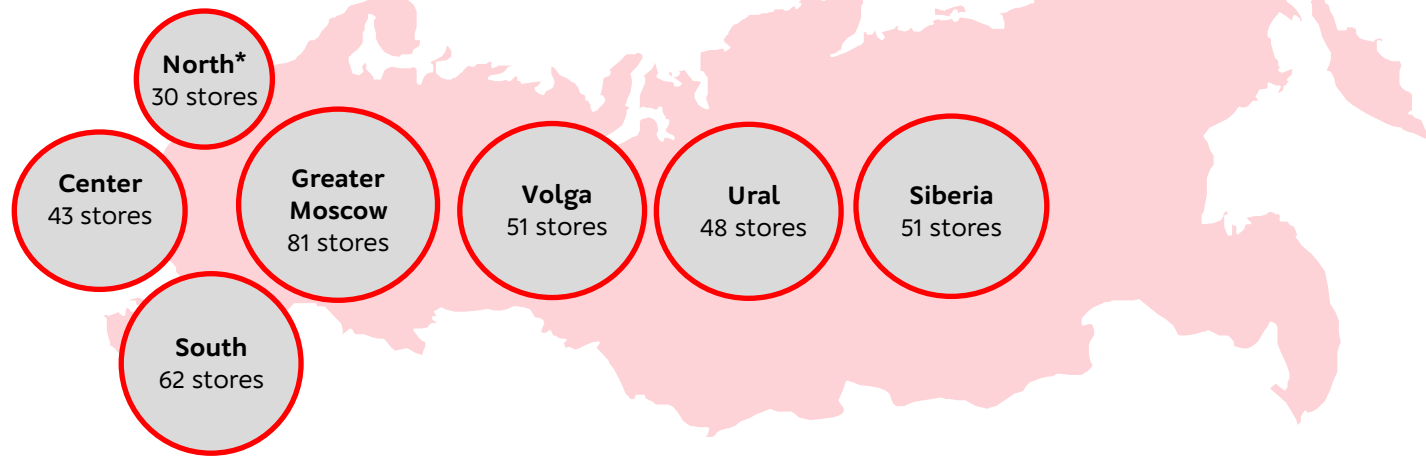


* As adjusted for additional revenue for goods prepaid in 2014 but delivered to customers in 2015.

Source: Company data

9m 2015: Omni Channel Model Development

- Total: 366 stores, 158 cities of Russia.
- 7 new stores opened, 9 stores closed in 9m 2015
- Full online capacities in all cities of operations



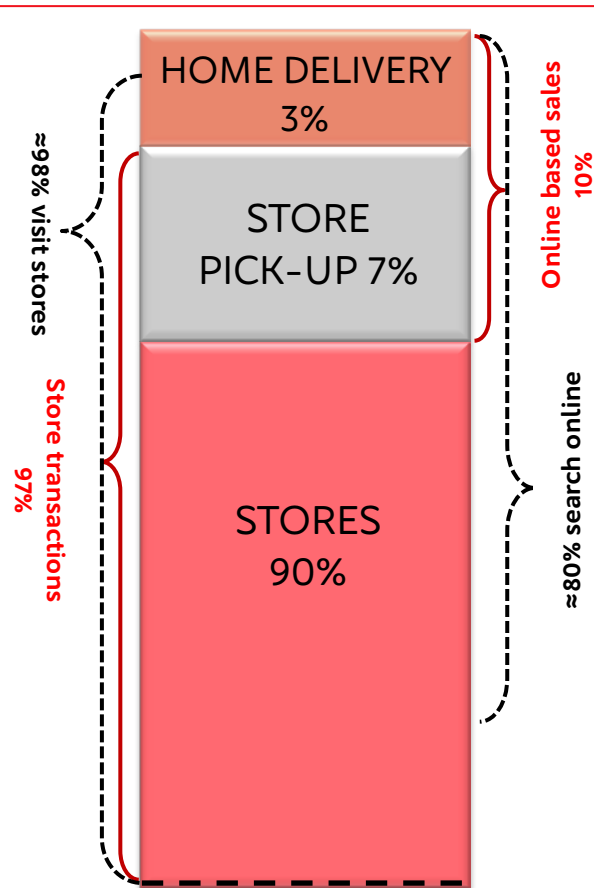
*Including stores in St.Petersburg

- 342 stores (93%) leased, 24 stores (7%) owned.
- 325 stores are in shopping malls, 41 stores are standalone.

Source: Company data

9m 2015: Omni Channel Model Development

Omni Channel Customer Universe

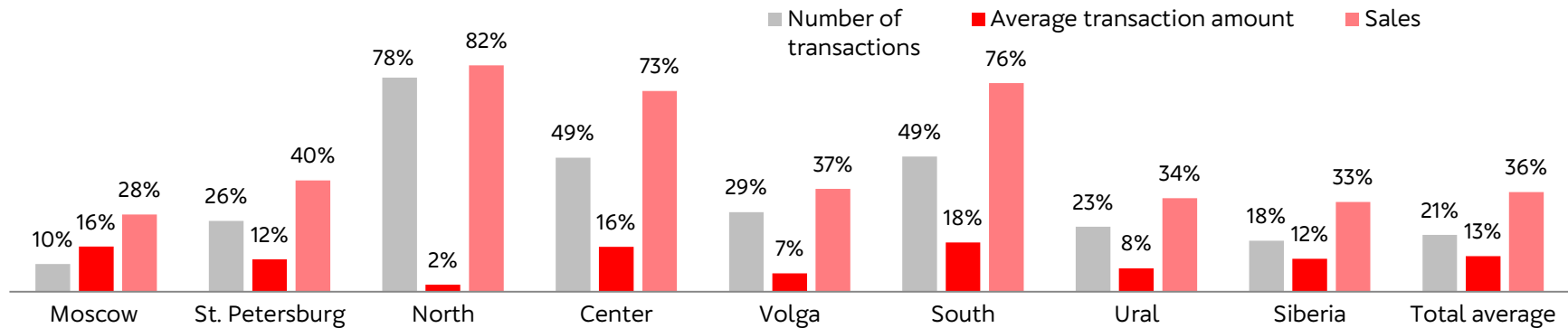


Source: Company data

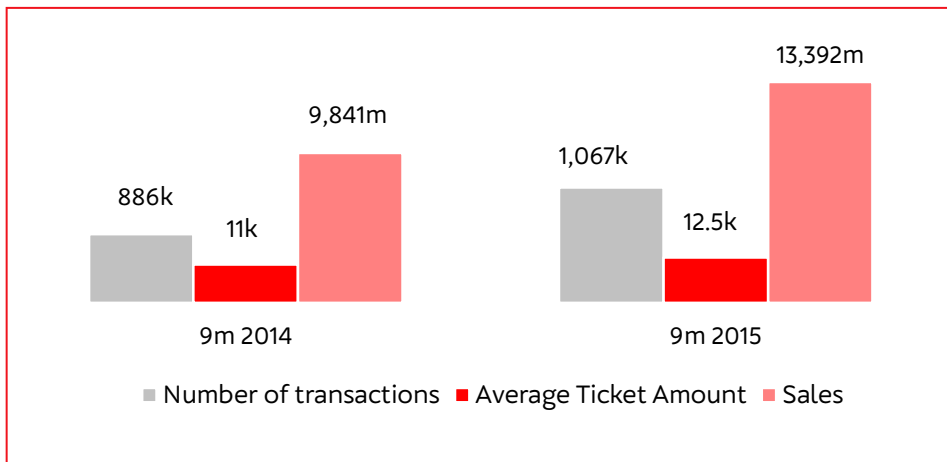
- Online Based Sales (OBS) up 36% year on year, exceeding 10% of sales;
- Pick-up in Store is 71%, home delivery is 29% of OBS;
- Stores are the main focus of the customer:
 - 98% visit stores while 97% buy in Mvideo stores;
 - Online customers continue to come to stores for convenience and selection
- Store pick-ups help to get customer walking through store and feed “impulse buys”;
- People tend to buy accessories and small home appliances as their “second purchase” in store.

Online based sales 9m 2015 – 9m 2014 LfL dynamics

Home Delivery + Pick-up
in Stores



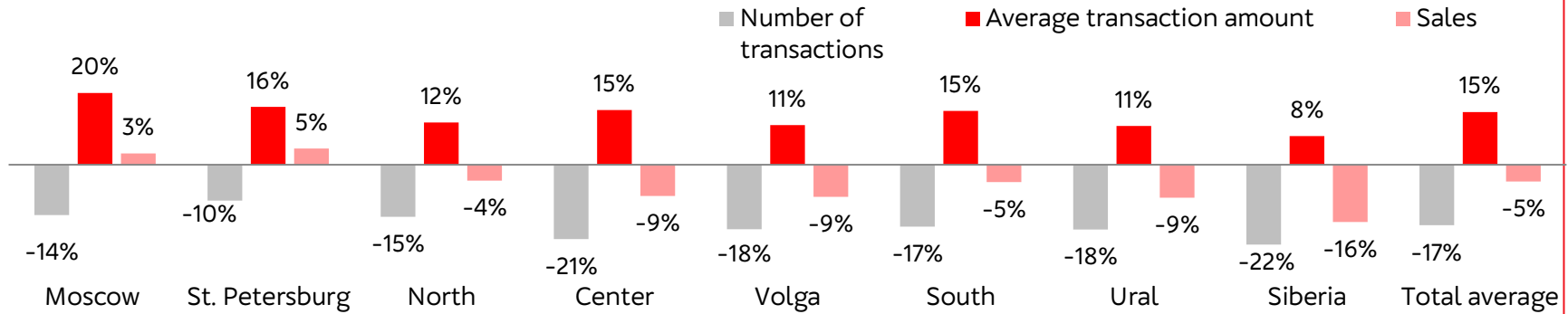
9m 2014 – 9m 2015 OBS indicators comparison (RUB, with VAT)



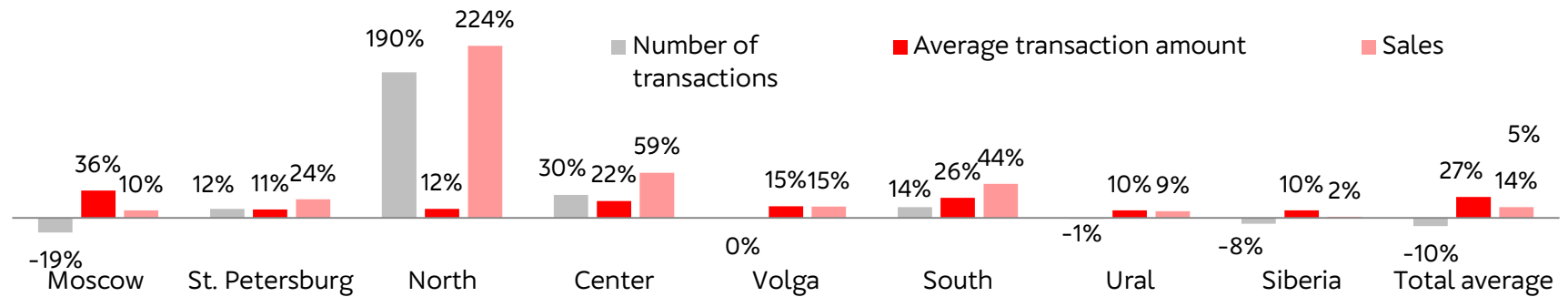
Source: Company data

9m 2015 – 9m 2014 LfL dynamics, %

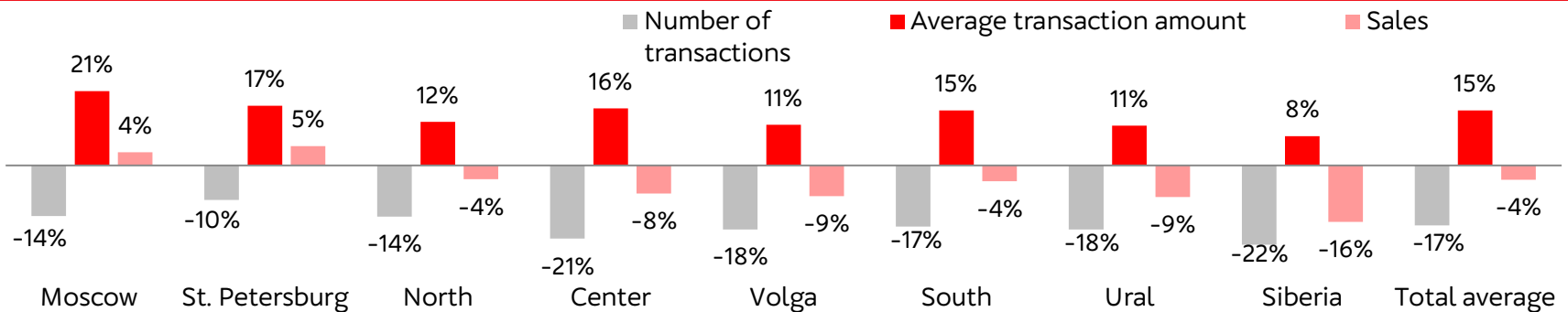
Stores & Online Pick-up



Online Orders: Home Delivery

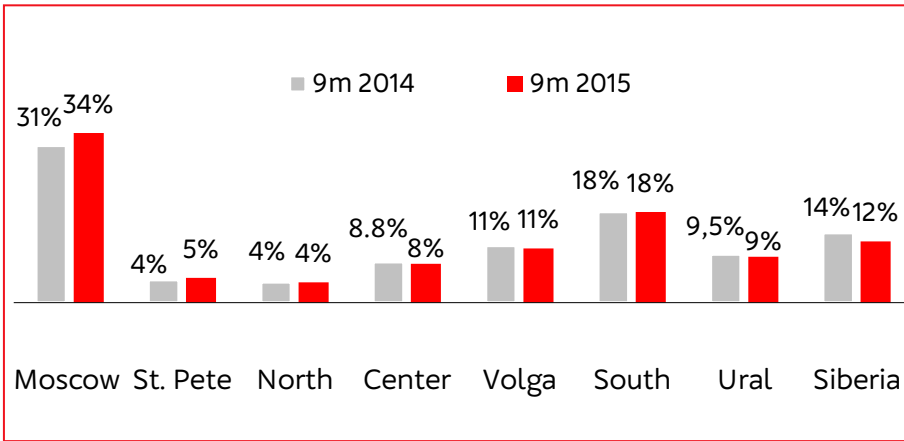


Total Sales

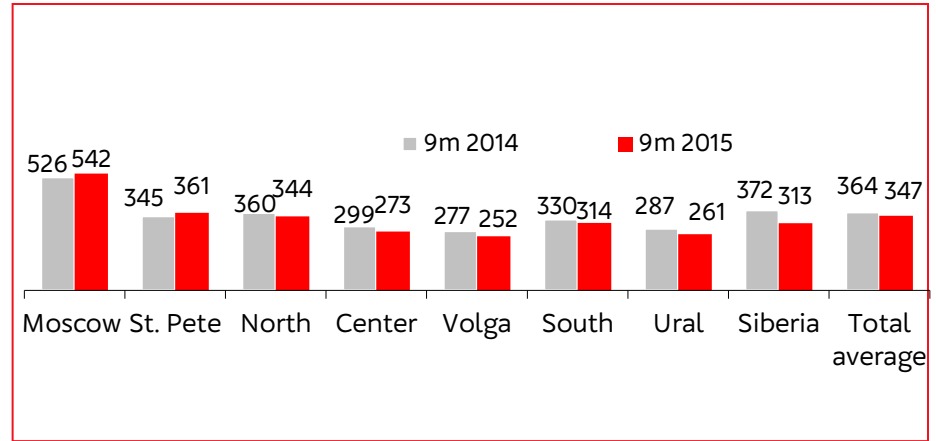


9m 2015 LfL stores performance analysis

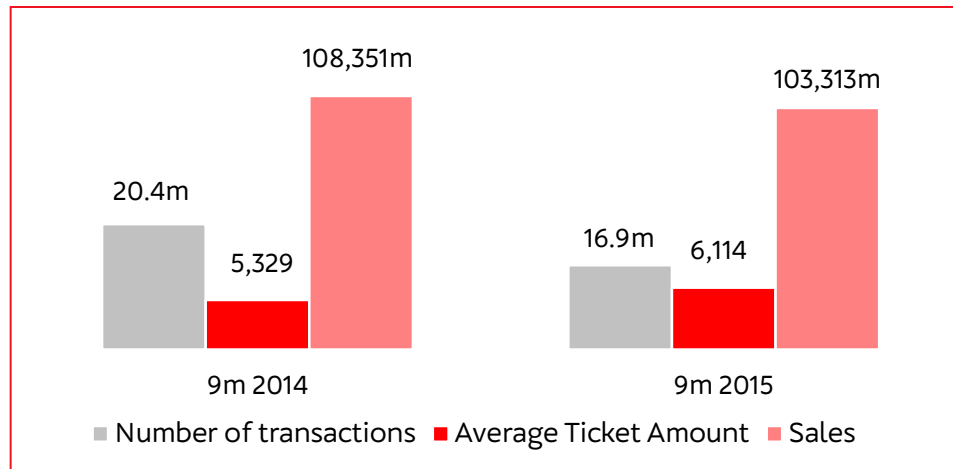
9m 2015 – 9m 2014 LfL revenue breakdown, %



9m 2015 – 9m 2014 LfL revenue per store (RUB mln, with VAT)



9m 2014 – 9m 2015 LfL stores indicators comparison (RUB, with VAT)

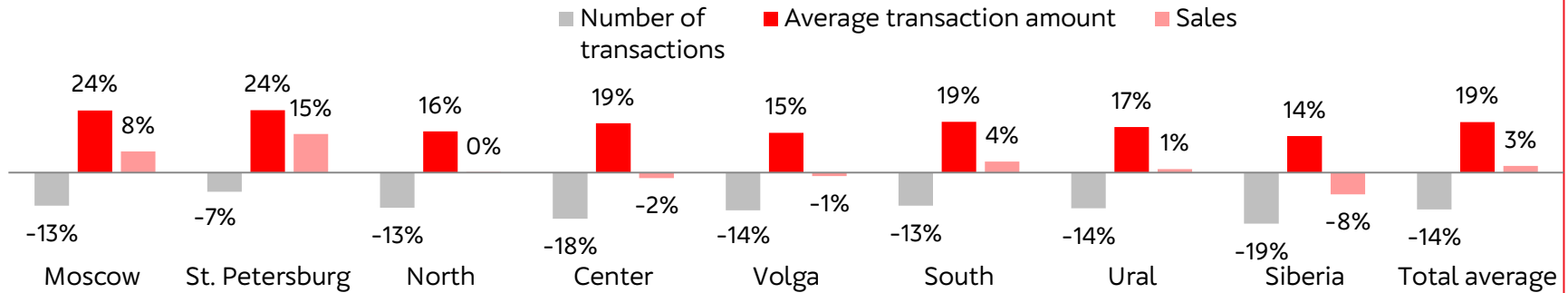


Note: LfL data is based upon a comparison of stores open at January 1, 2014 and not closed for more than two weeks or permanently, or expanded or downsized by >20% of total space.

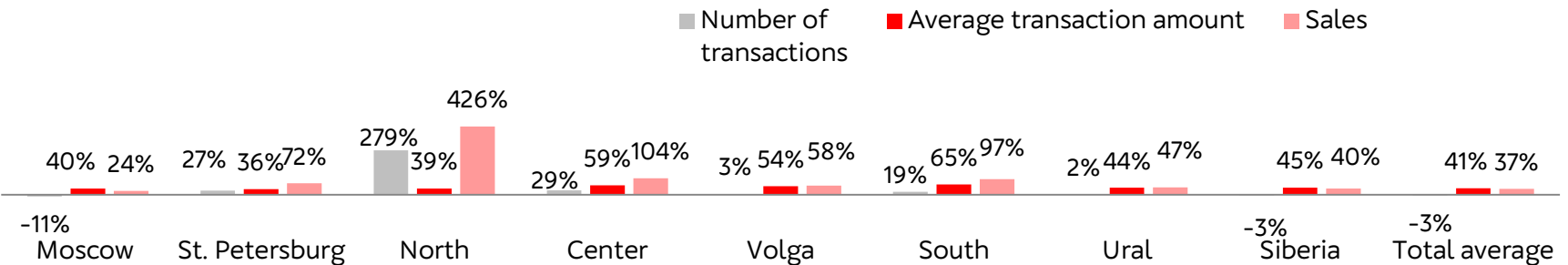
Source: Company data

Q3 2015 – Q3 2014 LfL dynamics, %

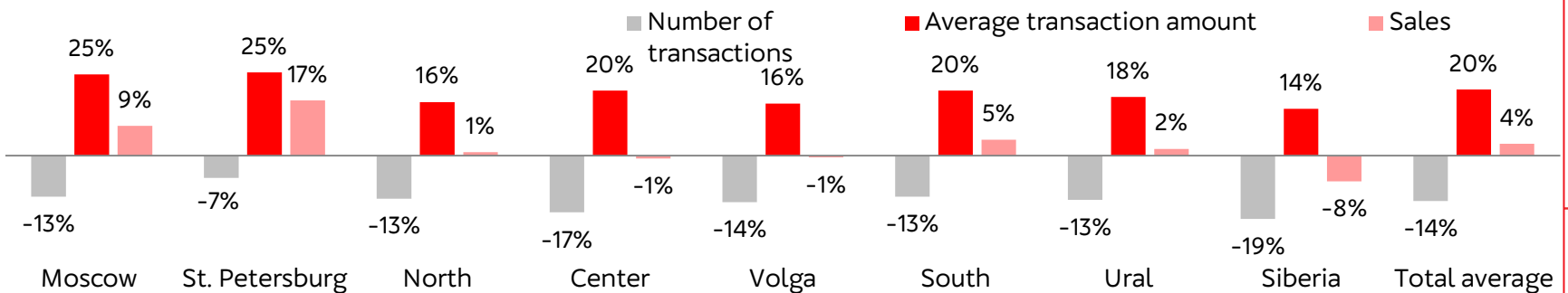
Stores & Online Pick-up



Online Orders: Home Delivery

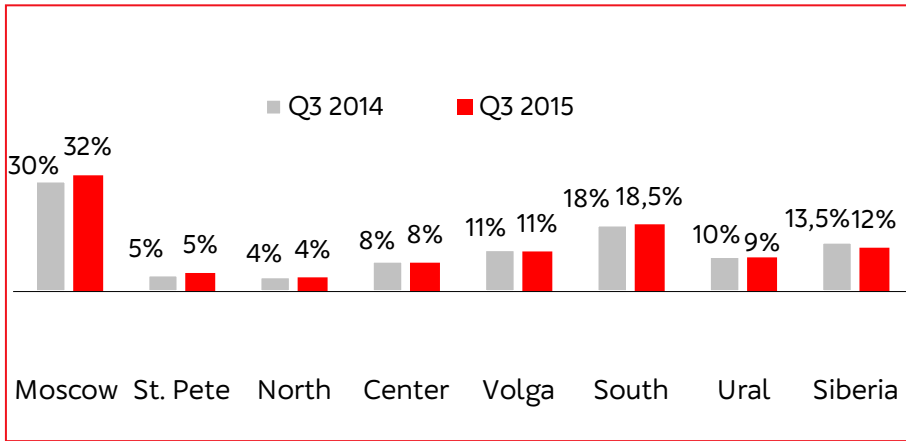


Total Sales

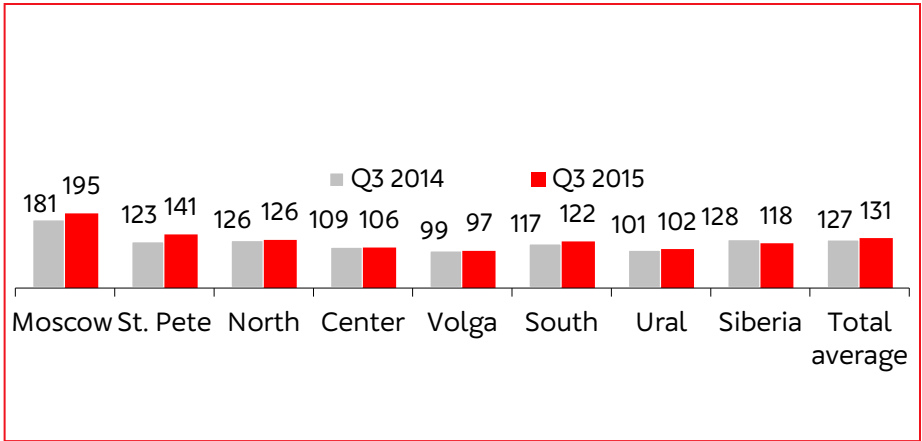


Q3 2015 LfL stores performance analysis

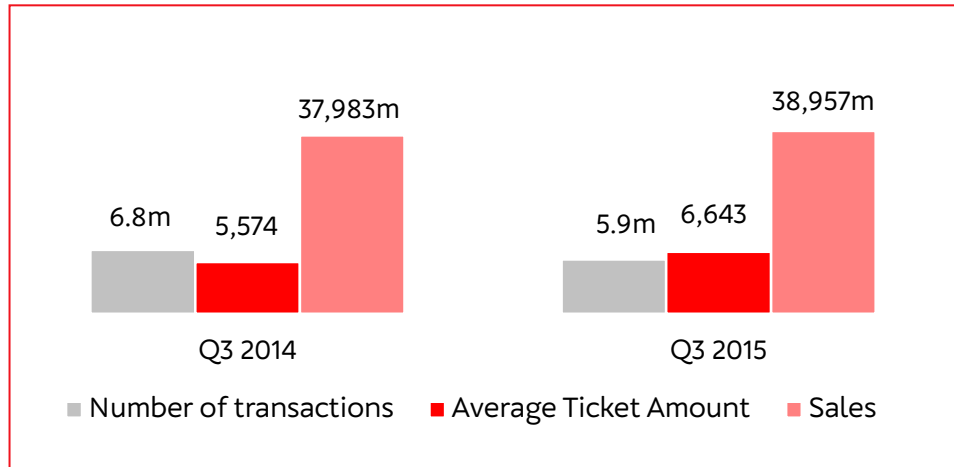
Q3 2015 – Q3 2014 LfL revenue breakdown, %



Q3 2015 – Q3 2014 LfL revenue per store (RUB mln, with VAT)



Q3 2014 – Q3 2015 LfL stores indicators comparison (RUB, with VAT)



Source: Company data

Note: LfL data is based upon a comparison of stores open at January 1, 2014 and not closed for more than two weeks or permanently, or expanded or downsized by >20% of total space.

PJSC “M.video”
Nizhnaya Krasnoselskaya Str., 40/12
Moscow 107066
Russia

Tel: +7 495 644 28 48, ext. 7064

E-mail: ir@mvideo.ru

Official web-site: invest.mvideo.ru

Official ticker: MVID RU

Exchange: Moscow Exchange

For investor relations purposes, please contact:

Denis Davydov